





Help you child to become a good listener – modelling good listening i.e. making eye contact with speakers, allowing time for talking and responding.
 - tune your child into listening by doing some of the activities below throughout the day

Play time	Bath time/getting dressed	Meal time	Outside	Story/singing time
				
<ul style="list-style-type: none"> ○ Listen to and making sounds as they play- music, percussion, bricks ○ When playing with farm set, cars and train set – make the noises that each animal, vehicle makes ○ Extend the game above by describing the animal or vehicle e.g. ‘this animal has horns, four legs and a tail’ – ask children to say which animal it is ○ Make shakers out of plastic bottles and fill with different items – feather, stones, sand, and buttons. ○ Make matching shakers and encourage children to match the sounds ○ Play rhyming lotto – find the pictures that rhyme ○ Play listening lotto – find pictures that match the sound heard 	<ul style="list-style-type: none"> ○ Make splashing and pouring water sounds –talk about the sounds they make ○ Listen to sounds of zips, poppers, Velcro ○ Sing this is the way we put on our shoes etc (to sound of ‘Here we go round the Mulberry Bush’ 	<ul style="list-style-type: none"> ○ Listen to and talk about sounds in the kitchen ○ Play with pots and pans – wooden spoons, metal spoons ○ Listen to sounds of food- snap, crackle pop, Crunchy vegetables/fruit ○ Play rhyming foods- Peas, knees, cheese Rice, nice, lice, dice Juice, mousse, loose Drink, milk, pink Custard, mustard 	<ul style="list-style-type: none"> ○ Listening walks- Stop and listen to sounds around- planes, cars, trains, weather, animals, birds ○ Talk about and Make the sounds you have heard ○ Play drums outdoors- use sticks to go round beating , stroking, tapping objects outside and listen to the different sounds they can make ○ Make sounds with your feet- crunchy leaves, splashy puddles, stamping hard and soft ground, tiptoe ○ Play tapping, stroking, banging different sized flower pots ○ Listen to echoes 	<ul style="list-style-type: none"> ○ Ensure you have comfy place to read story and share pictures ○ Listen to sounds in book and point at print ○ Ask your child to tell you about the pictures ○ Find stories with repetitive language that children can join in with ○ Find stories that rhyme ○ Read nursery rhyme books together ○ Have a special toy that relates to book that child can hold to tell story ○ Sing rhymes that you and child know and make up new words for the rhyme